

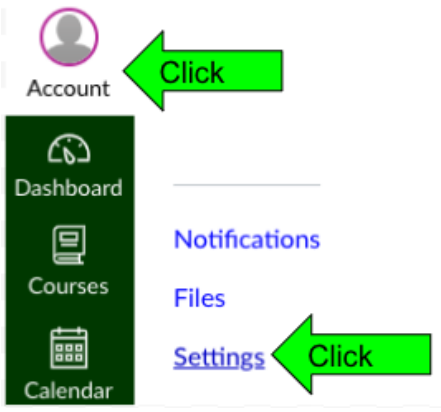
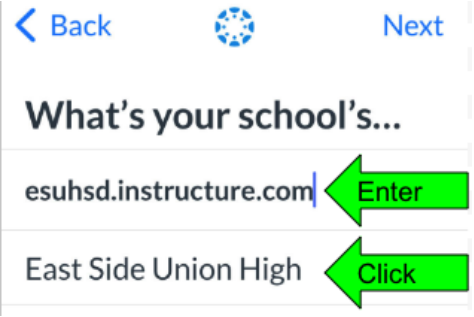
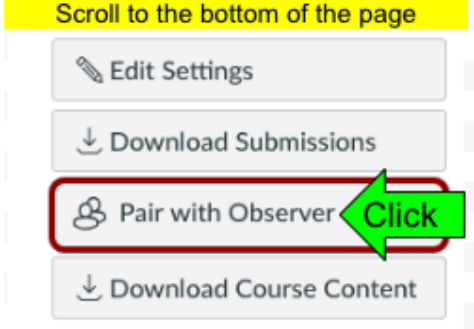




Parent Instructions for Accessing Course Information & Instructor Contact On Your Phone



Get the Canvas App	Creating a Pairing Code (Students)
<p>1. Go to your app store and search for:</p> <p style="text-align: center;">CANVAS PARENT</p>	<p>1. Login at https://ecarms.esuhd.org/</p> 
<p>2. Download this app</p> 	<p>2.</p> 
<p>3. Click FIND SCHOOL</p> 	<p>3.</p> <p>Scroll to the bottom of the page</p> 



Login

Password

Log In

[Forgot Password?](#)

Parent of a Canvas User?

[Create Account](#)

Click

4.

Pair with Observer



Share the following pairing code with an observer to allow them to connect with you. This code will expire in seven days, or after one use.

JTPW88

Copy/Share

4.

WANT TO LEARN MORE?



OBSERVER GUIDE



OBSERVER VIDEOS

Click on the image above for more details.

Parent Signup



Your Name

Your Name

Enter

Your Email

Your Email

Enter

Password

.....

Enter

Re-enter Password

.....

Password -
your choice

Student Pairing Code [What is a pairing code?](#)

Obtain Pairing Code From Your Student

5.

Click

Start Participating

6.